

2023 Climate Survey-CGU

N=479

Office of Institutional Effectiveness

Claremont Graduate University Student Satisfaction & Campus Climate Survey

Introduction

Overall Climate

Program Satisfacti..

Resource & Supp..

Diversity & Inclusi..

Academic Advising

Acad Advisor Eval..

Research Advising

Student Backgrou..

Questions? If you have any questions or need assistance with the dashboard, please contact the CGU Institutional Research Office: IR@cgu.edu

Introduction and Instructions for Dashboard

Welcome to the dashboard for the Claremont Graduate University survey of Student Satisfaction and Campus Climate. CGU's Institutional Research Office conducted the survey in November. All submitted response data is included here (response counts will therefore vary depending on the question).

Fall 2019: Of the 2018 students who received the survey link, 727 (36.0%) partially completed, and 594 (29.4%) fully completed the survey.

Fall 2021: Of the 2,061 students who received the survey link, 541 (26.2%) responded to the survey and 422 (20.5%) fully completed the survey.

Fall 2022: Of the 1997 students who received the survey link, 632 (31.6%) partially completed, and 422 (20.5%) fully completed the survey.

Fall 2023: Of the 1864 students who received the survey link, 567 (30.4%) responded to the survey and 479 (25.7%) fully completed the survey.

Each of these sections has a "tab" along the top of the page. When you click that tab, it is set by default to display total overall responses. You may choose to filter responses by the following categories, using the pull-down menus and radial buttons along the top and right of the data:

- [School/Program/Plan](#)
- [Type of Degree](#)
- [Survey Date](#)

Demographic and other Categories: with 'P' from student database and without 'p' from self-reported survey

- [Ethnicity](#)
- [URM](#)
- [International](#)
- [First Term](#)
- [Full-time \(12 units\)/Part-time](#)
- [Dual Program](#)
- [Veteran](#)
- [Gender Identity](#)
- [Race](#)
- [Disability](#)
- [First Generation](#)
- [Study Hours](#)
- [Working Hours](#)
- [Frequency on Campus](#)
- [Present on Campus](#)
- [Would you attend again](#)
- [Online Programs](#)

This dashboard allows you to review responses to questions in the major sections of the survey:

- [Overall Satisfaction & Climate](#)
- [Program Satisfaction & Climate](#)
- [Resources and Support](#)
- [Diversity and Inclusion](#)
- [Academic Advising & Evaluation](#)
- [Research Advising](#)
- [Student Background Information](#)

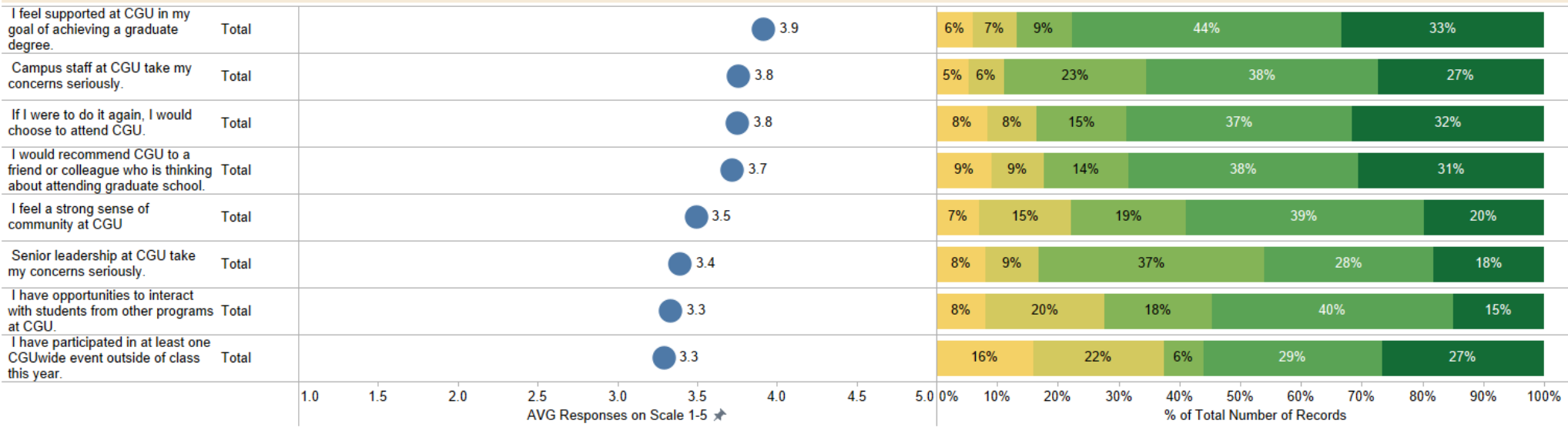
Claremont Graduate University Student Satisfaction & Campus Climate Survey

Introduction	Overall Climate	Program Satisfacti..	Resource & Supp..	Diversity & Inclusi..	Academic Advising	Acad Advisor Eval..	Research Advising	Student Backgrou..
--------------	-----------------	----------------------	-------------------	-----------------------	-------------------	---------------------	-------------------	--------------------

Schools All	Program All	Degrees All	Plan All	Survey Date 2023 Fall
----------------	----------------	----------------	-------------	--------------------------

Strongly Disagree (1)
Disagree (2)
Neutral (3)
Agree (4)
Strongly Agree (5)

CGU-Overall Climate



Demographics

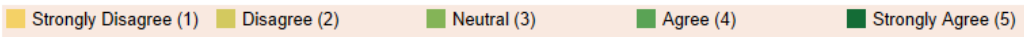
- Total
- Survey Date
- 'P' Gender (2019+)
- 'P' URM (2019+)
- 'P' Degree
- 'P' Citizenship (2019+)
- 'P' Ethnicity (2019+)
- 'P' Citizen (2019+)
- 'P' First Term (2019+)
- 'P' Full vs. Part Time(2019+)
- 'P' International (2019+)
- 'P' Dual Programs (2019+)
- Veteran
- Gender Identification
- Race
- Disability
- First Gen (2019+)
- Freq on Campus
- Work Hrs
- Study Hrs
- 'P' School
- 'P' Program
- Present on campus (2021+)
- 'P' Online Programs
- Would you attend again

Total

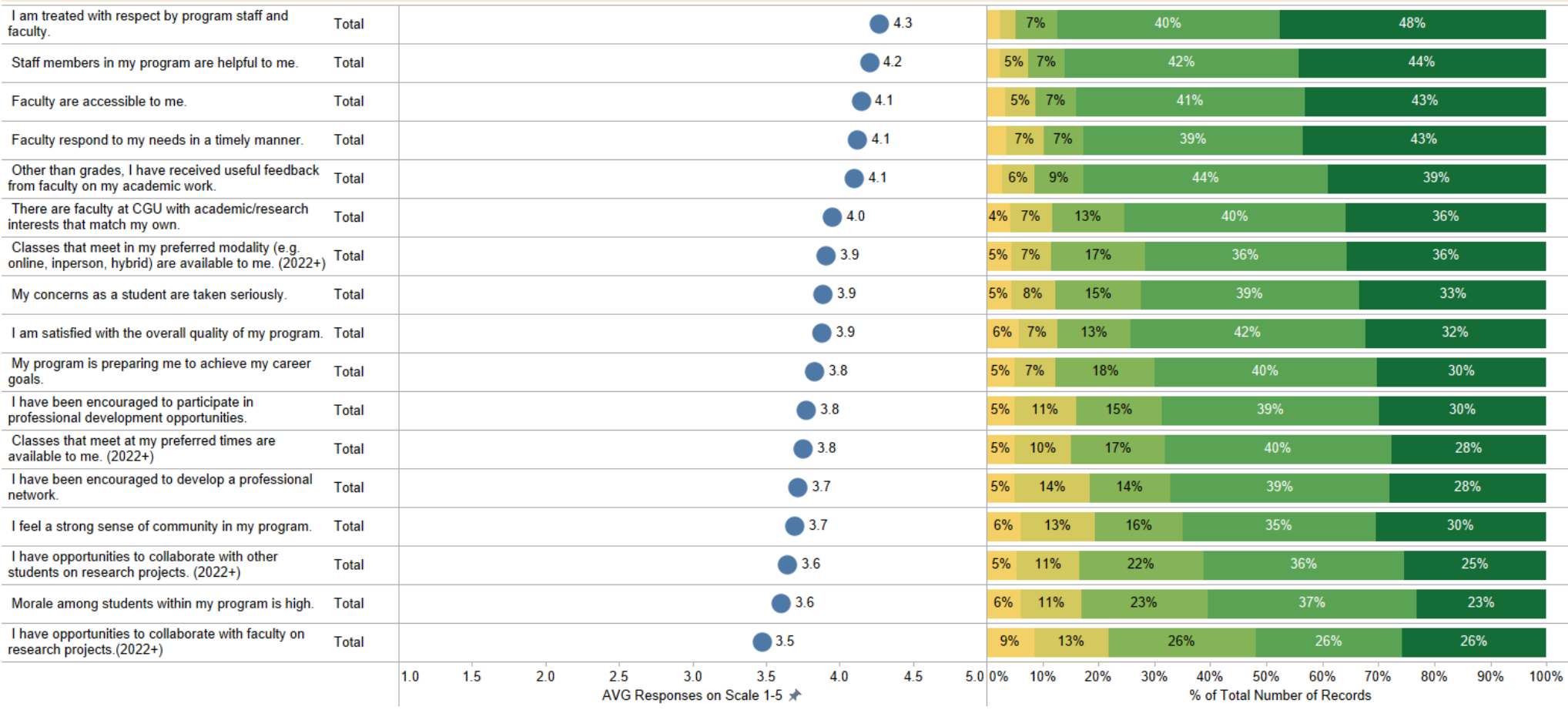
Claremont Graduate University Student Satisfaction & Campus Climate Survey

Introduction	Overall Climate	Program Satisfacti..	Resource & Supp..	Diversity & Inclusi..	Academic Advising	Acad Advisor Eval..	Research Advising	Student Backgrou..
--------------	-----------------	----------------------	-------------------	-----------------------	-------------------	---------------------	-------------------	--------------------

Schools All	Program All	Degrees All	Plan All	Survey Date 2023 Fall
----------------	----------------	----------------	-------------	--------------------------



Academic Department/Program Satisfaction



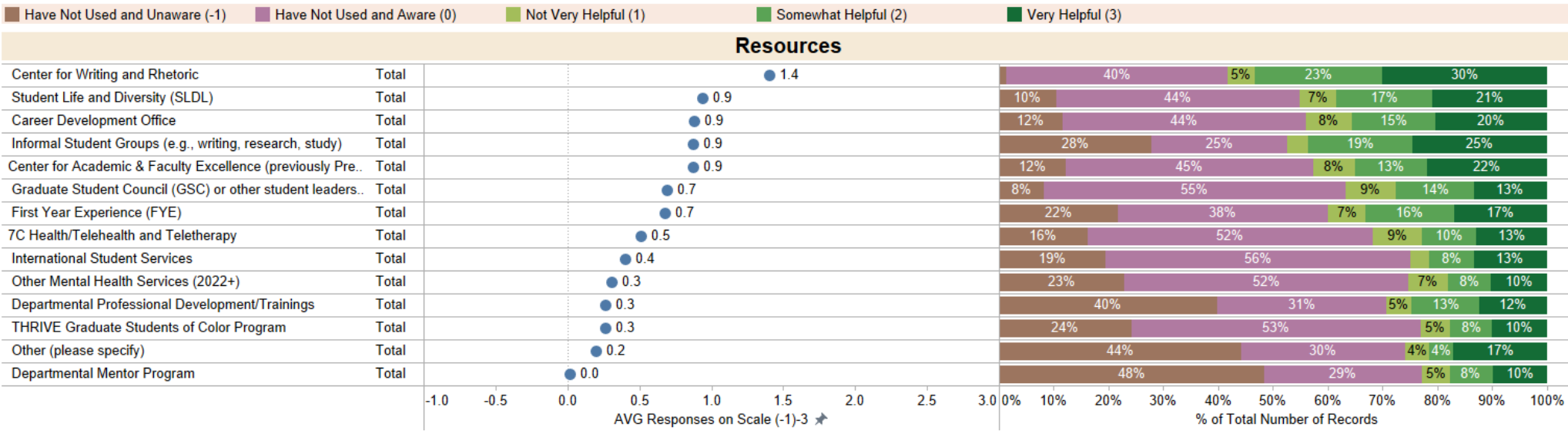
- ### Demographics
- Total
 - Survey Date
 - 'P' Gender (2019+)
 - 'P' URM (2019+)
 - 'P' Degree
 - 'P' Citizenship (2019+)
 - 'P' Ethnicity (2019+)
 - 'P' Citizen (2019+)
 - 'P' First Term (2019+)
 - 'P' Full vs. Part Time(2019+)
 - 'P' International (2019+)
 - 'P' Dual Programs (2019+)
 - Veteran
 - Gender Identification
 - Race
 - Disability
 - First Gen (2019+)
 - Freq on Campus
 - Work Hrs
 - Study Hrs
 - 'P' School
 - 'P' Program
 - Present on campus (2021+)
 - 'P' Online Programs
 - Would you attend again

Equity Group
 Total

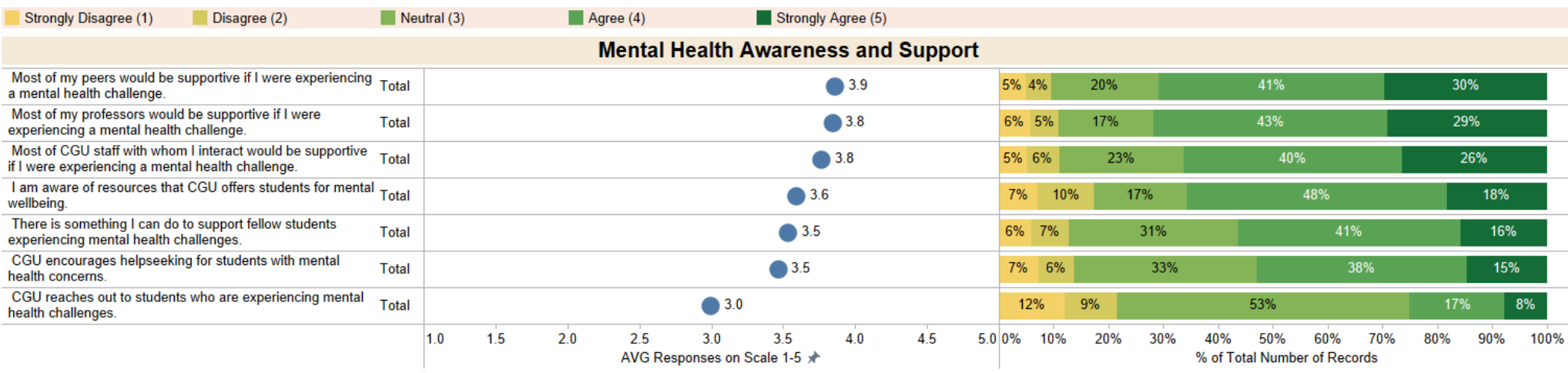
Claremont Graduate University Student Satisfaction & Campus Climate Survey

- Introduction
- Overall Climate
- Program Satisfacti..
- Resource & Supp..
- Diversity & Inclusi..
- Academic Advising
- Acad Advisor Eval..
- Research Advising
- Student Backgrou..

Schools All	Program All	Degrees All	Plan All	Survey Date 2023 Fall
----------------	----------------	----------------	-------------	--------------------------



- Demographics**
- Total
 - Survey Date
 - 'P' Gender (2019+)
 - 'P' URM (2019+)
 - 'P' Degree
 - 'P' Citizenship (2019+)
 - 'p' Ethnicity (2019+)
 - 'P' Citizen (2019+)
 - 'P' First Term (2019+)
 - 'P' Full vs. Part Time(2019+)
 - 'P' International (2019+)
 - 'P' Dual Programs (2019+)
 - Veteran
 - Gender Identification
 - Race
 - Disability
 - First Gen (2019+)
 - Freq on Campus
 - Work Hrs
 - Study Hrs
 - 'P' School
 - 'P' Program
 - Present on campus (2021+)
 - 'P' Online Programs
 - Would you attend again



- Equity Group**
- Total

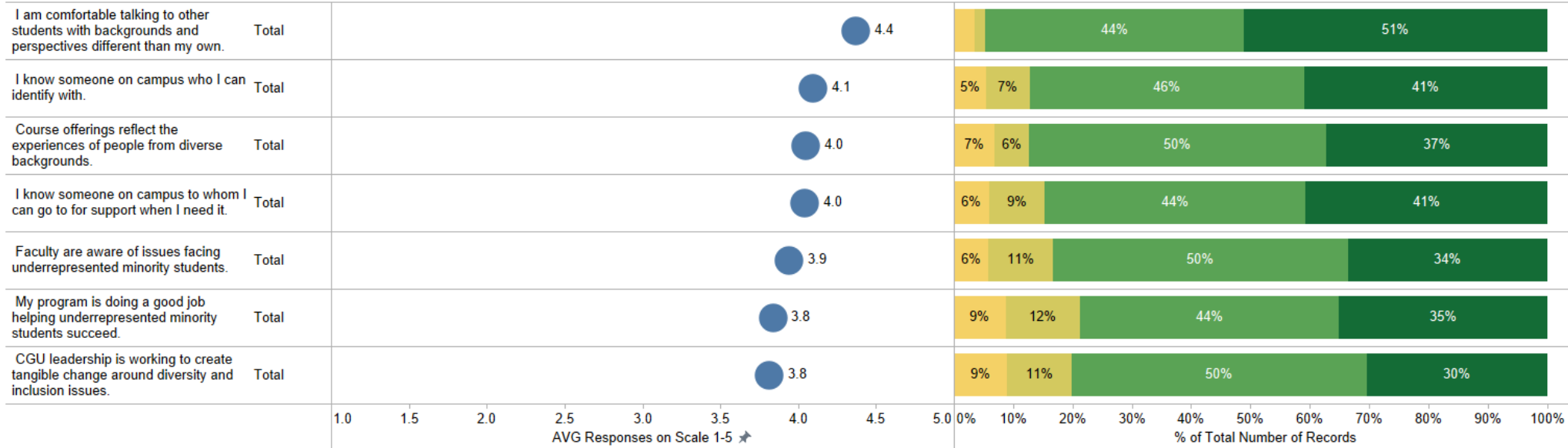
Claremont Graduate University Student Satisfaction & Campus Climate Survey

Introduction	Overall Climate	Program Satisfacti..	Resource & Supp..	Diversity & Includi..	Academic Advising	Acad Advisor Eval..	Research Advising	Student Backgrou..
--------------	-----------------	----------------------	-------------------	-----------------------	-------------------	---------------------	-------------------	--------------------

Schools All	Program All	Degrees All	Plan All	Survey Date 2023 Fall
----------------	----------------	----------------	-------------	--------------------------

■ Strongly Disagree (1)
 ■ Disagree (2)
 ■ Agree (4)
 ■ Strongly Agree (5)

Diversity and Inclusion



Demographics

- Total
- Survey Date
- 'P' Gender (2019+)
- 'P' URM (2019+)
- 'P' Degree
- 'P' Citizenship (2019+)
- 'P' Ethnicity (2019+)
- 'P' Citizen (2019+)
- 'P' First Term (2019+)
- 'P' Full vs. Part Time(2019+)
- 'P' International (2019+)
- 'P' Dual Programs (2019+)
- Veteran
- Gender Identification
- Race
- Disability
- First Gen (2019+)
- Freq on Campus
- Work Hrs
- Study Hrs
- 'P' School
- 'P' Program
- Present on campus (2021+)
- 'P' Online Programs
- Would you attend again

Equity Group

- Total

Claremont Graduate University Student Satisfaction & Campus Climate Survey

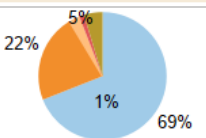
Schools All	Program All	Degrees All	Plan All	Survey Date 2023 Fall
-------------	-------------	-------------	----------	-----------------------

- Academic Program/Department Faculty
- Academic Program/Department Staff
- Another Faculty Member at CGU
- I do not know who my advisor is or whe..
- Other (please specify)


- NA (no advisor assigned yet)
- Very Dissatisfied (1)
- Dissatisfied (2)
- Neither Dissatisfied or Satisfied (3)
- Satisfied (4)
- Very Satisfied (5)

- ### Demographics
- Total
 - Survey Date
 - 'P' Gender (2019+)
 - 'P' URM (2019+)
 - 'P' Degree
 - 'P' Citizenship (2019+)
 - 'p' Ethnicity (2019+)
 - 'P' Citizen (2019+)
 - 'P' First Term (2019+)
 - 'P' Full vs. Part Time(2019+)
 - 'P' International (2019+)
 - 'P' Dual Programs (2019+)
 - Veteran
 - Gender Identification
 - Race
 - Disability
 - First Gen (2019+)
 - Freq on Campus
 - Work Hrs
 - Study Hrs
 - 'P' School
 - 'P' Program
 - Present on campus (2021+)
 - 'P' Online Programs
 - Would you attend again

Who is Your Advisor

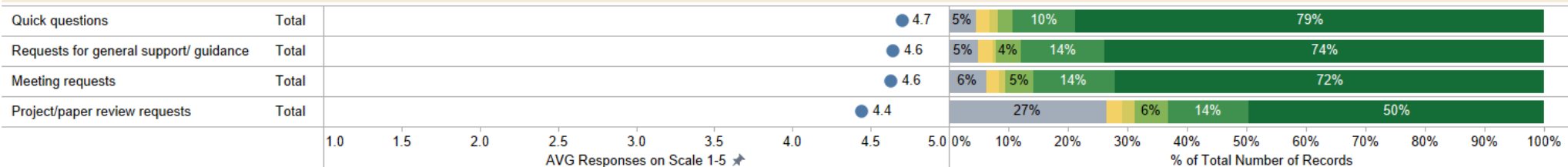


Academic Advisor Assigned



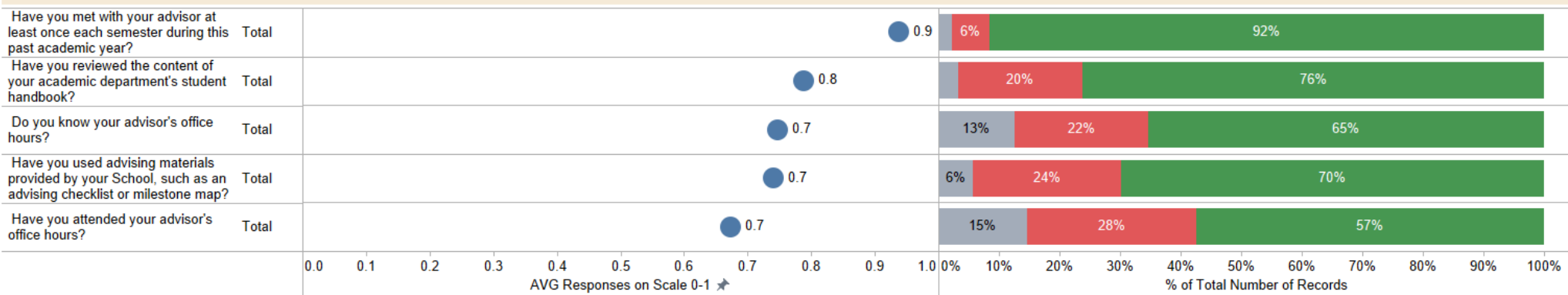
- NA (excluding in avg.)
- More than a month (1)
- Within a month (2)
- Within 2 weeks (3)
- Within a week (4)
- Within a few days (5)

Advisor Response Time



- NA (excluding in avg.)
- No (0)
- Yes (1)

Academic Advisor Office Hour



- ### Equity Group
- Total

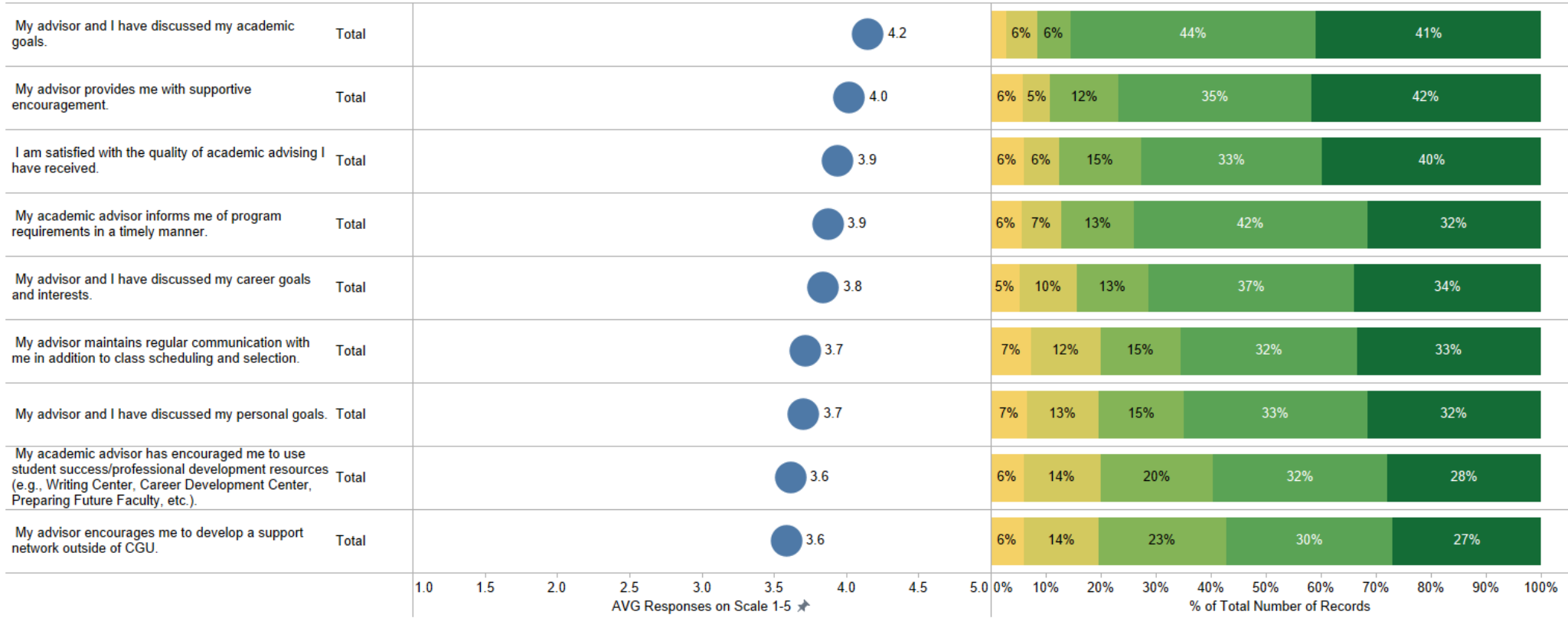
Claremont Graduate University Student Satisfaction & Campus Climate Survey

Introduction	Overall Climate	Program Satisfacti..	Resource & Supp..	Diversity & Inclusi..	Academic Advising	Acad Advisor Eval..	Research Advising	Student Backgrou..
--------------	-----------------	----------------------	-------------------	-----------------------	-------------------	---------------------	-------------------	--------------------

Schools All	Program All	Degrees All	Plan All	Survey Date 2023 Fall
----------------	----------------	----------------	-------------	--------------------------

■ Strongly Disagree (1)
 ■ Disagree (2)
 ■ Neutral (3)
 ■ Agree (4)
 ■ Strongly Agree (5)

Academic Advisor Evaluation



- Demographics**
- Total
 - Survey Date
 - 'P' Gender (2019+)
 - 'P' URM (2019+)
 - 'P' Degree
 - 'P' Citizenship (2019+)
 - 'P' Ethnicity (2019+)
 - 'P' Citizen (2019+)
 - 'P' First Term (2019+)
 - 'P' Full vs. Part Time(2019+)
 - 'P' International (2019+)
 - 'P' Dual Programs (2019+)
 - Veteran
 - Gender Identification
 - Race
 - Disability
 - First Gen (2019+)
 - Freq on Campus
 - Work Hrs
 - Study Hrs
 - 'P' School
 - 'P' Program
 - Present on campus (2021+)
 - 'P' Online Programs
 - Would you attend again

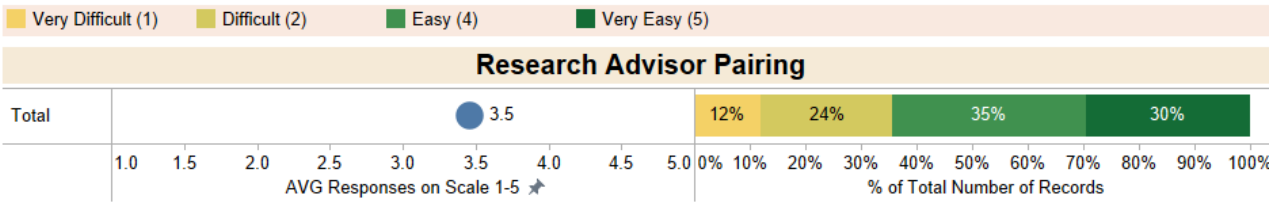
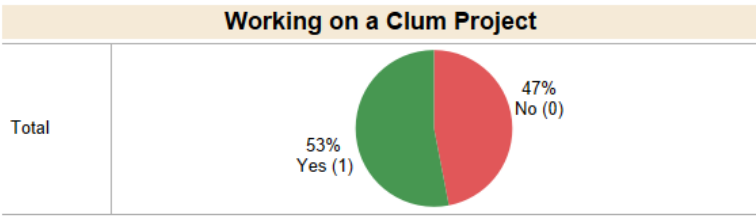
Equity Group

- Total

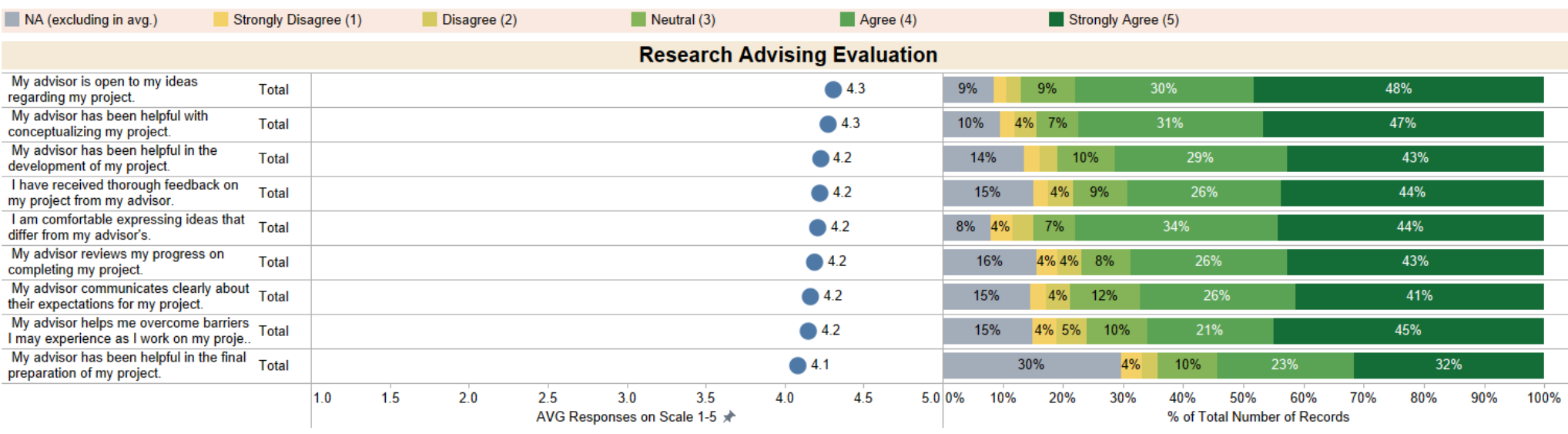
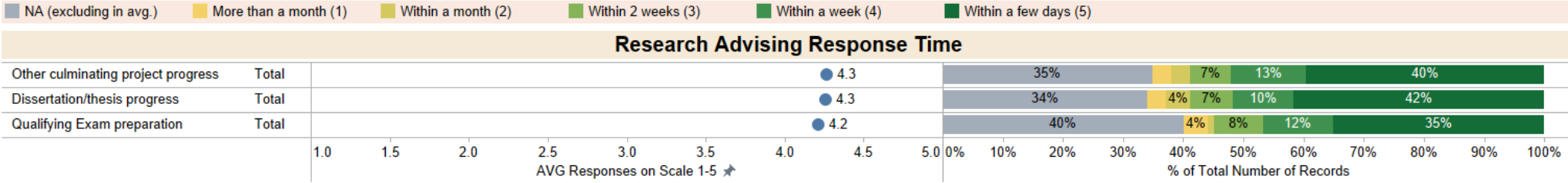
Claremont Graduate University Student Satisfaction & Campus Climate Survey

- Introduction
- Overall Climate
- Program Satisfacti..
- Resource & Supp..
- Diversity & Includi..
- Academic Advising
- Acad Advisor Eval..
- Research Advising
- Student Backgrou..

Schools All Program All Degrees All Plan All Survey Date 2023 Fall



- ### Demographics
- Total
 - Survey Date
 - 'P' Gender (2019+)
 - 'P' URM (2019+)
 - 'P' Degree
 - 'P' Citizenship (2019+)
 - 'P' Ethnicity (2019+)
 - 'P' Citizen (2019+)
 - 'P' First Term (2019+)
 - 'P' Full vs. Part Time(2019+)
 - 'P' International (2019+)
 - 'P' Dual Programs (2019+)
 - Veteran
 - Gender Identification
 - Race
 - Disability
 - First Gen (2019+)
 - Freq on Campus
 - Work Hrs
 - Study Hrs
 - 'P' School
 - 'P' Program
 - Present on campus (2021+)
 - 'P' Online Programs
 - Would you attend again



Equity Group

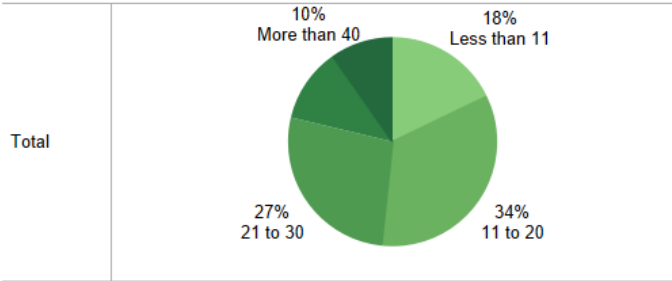
- Total

Claremont Graduate University Student Satisfaction & Campus Climate Survey

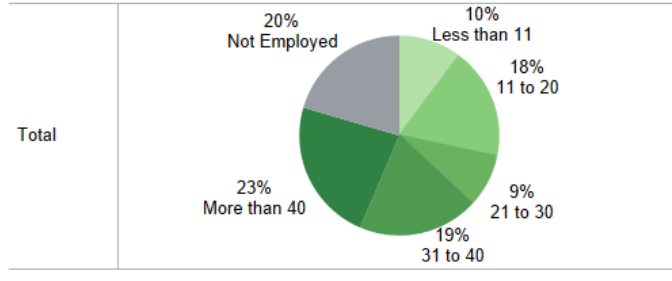
- Introduction
- Overall Climate
- Program Satisfacti..
- Resource & Supp..
- Diversity & Inclusi..
- Academic Advising
- Acad Advisor Eval..
- Research Advising
- Student Backgrou..

Schools All	Program All	Degrees All	Plan All	Survey Date 2023 Fall
----------------	----------------	----------------	-------------	--------------------------

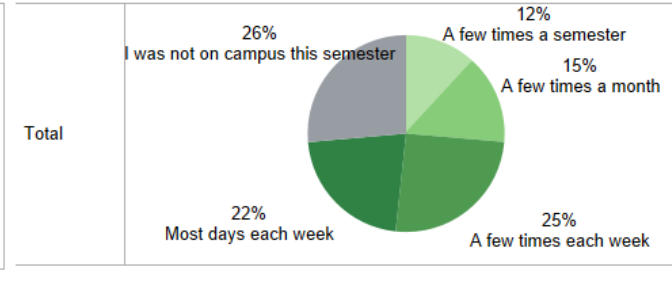
Studying Hrs/Week



Working Hrs/Week



Freq on Campus



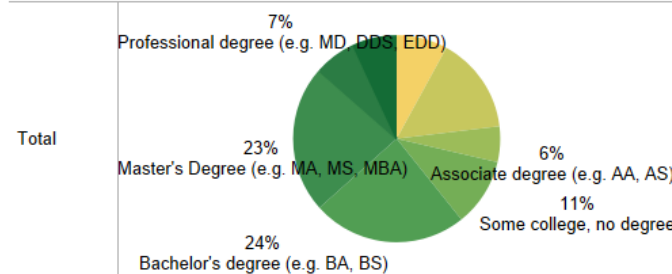
Demographics

- Total
- Survey Date
- 'P' Gender (2019+)
- 'P' URM (2019+)
- 'P' Degree
- 'P' Citizenship (2019+)
- 'P' Ethnicity (2019+)
- 'P' Citizen (2019+)
- 'P' First Term (2019+)
- 'P' Full vs. Part Time(2019+)
- 'P' International (2019+)
- 'P' Dual Programs (2019+)
- Veteran
- Gender Identification
- Race
- Disability
- First Gen (2019+)
- Freq on Campus
- Work Hrs
- Study Hrs
- 'P' School
- 'P' Program
- Present on campus (2021+)
- 'P' Online Programs
- Would you attend again

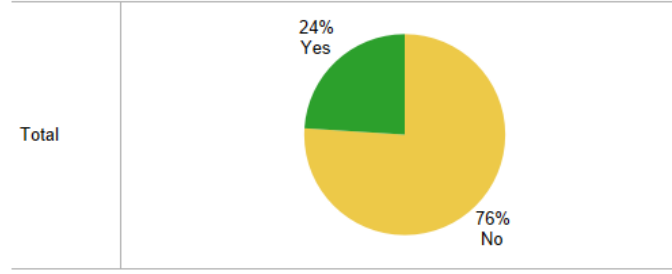
Time of Day on Campus

M-F, 4pm-10pm	Total	42%
M-F, 9am-4pm	Total	47%
Saturday afternoon/evening (12..	Total	17%
Saturday mornings (9am-12pm)	Total	19%
NA - never on campus (2021+)	Total	25%

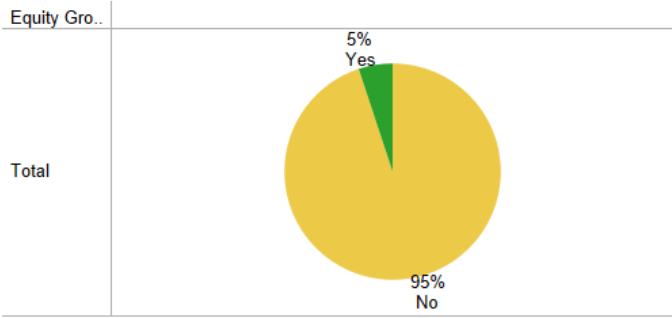
Parents' Education



Disability



Veteran



Gender Identity

Cisgender Man (i.e. assigned male at birth an..	Total	33%
Cisgender Woman (i.e. assigned female at birth ..	Total	55%
Decline to state	Total	7%
Genderqueer/Gender non-conforming	Total	1%
Non-binary	Total	2%
Self-describe (Please specify)	Total	2%
Transgender Man (i.e. assigned female at birth ..	Total	1%

Ethnicity

American Indian/Alaskan ..	Total	1%
Asian or Asian American	Total	22%
Black/African American	Total	11%
Decline to state	Total	7%
Hawaiian/Pacific Islander	Total	0%
Hispanic/Latino/a/x, Chic..	Total	21%
Middle Eastern	Total	6%
Multi-racial	Total	5%
Self-describe (please spe..	Total	4%
White, Non-Hispanic	Total	25%

Equity Group

Total